

# AIRNET



*Catalog*

[www.airnet-system.com](http://www.airnet-system.com)

***fast*** : ***easy*** : ***reliable***

## TABLE OF CONTENTS

General Information .....	1-2
Piping .....	3
• Pipes .....	3
Fittings.....	4-10
• Straigth Connection .....	4
• Elbow .....	4
• Tee .....	5
• Valves .....	6
• Quick Drop .....	7
• Nipple Sockets .....	8
• Flanges .....	10
Accessories .....	11
• Flexible Hoses .....	11
Installation Material .....	12-15
• End Cap .....	12
• Clip, Brackets and Support .....	12
• Other Hanging Solutions .....	13
• Spare Parts .....	14
• Pressure Gauge .....	14
• Adaptor Union .....	15
Tools .....	16
• Toolbox .....	16
• Additional Tools .....	16

# GENERAL INFORMATION

## COMPLIANCY

EN 13480 / Directive 97/23/EC and ASME B31.1  
 Complies with Common Pressure related approvals  
 PED – CE – ASME – TUV

Ø20 - 25 - 40 - 50 - 63 - 80 - 100 mm

3/4" - 1" - 1 1/2" - 2" - 2 1/2" - 3" - 4"

## PERFORMANCE CRITERIA

- Compatible with compressed air, Nitrogen.
- Maximum working pressure PN13 for temperatures between -20°C (-4°F) and +70°C (158°F).
- Operating temperature limits: -20°C (-4°F) / +70°C (158°F).
- Operating Pressure: 20-80mm 0.13-13 bar, 100mm 0.13-16 bar
- Lowest allowable pressure dewpoint: -70°C (-94°F).
- Resistant to the effect of compressor oils (mineral oil / PAO based / Ester based oils).
- AIRnet pipes are resistant to direct UV radiation and fittings are resistant to indirect UV radiation.
- Corrosion-free.
- Leak-resistant.
- Compatible with Oil Free and Oil Injected Compressors.
- Vacuum level: 20-80mm 0.13 bar (1.88psi) absolute pressure

**Polymer Fittings  
(20-50 mm)**



- Material PA6 with 15% fiberglass injection.
- Grip Ring: Stainless Steel
- Seal: Rubber NBR 70SH
- Embossed  
\*Part Number  
\*Nominal Diameter  
\*Manufacture Date

**Aluminum Fittings  
(63-80 mm)**



- Aluminium alloy EN-AB46100
- Grip Ring: Stainless Steel
- Seal: Rubber NBR 70SH
- Embossed  
\*Part Number  
\*Nominal Diameter  
\*Manufacture Date

**Steel-Aluminum Fittings (100 mm)**



- Material Clamp: Sheet Metal Steel S355MC, acc EN10149-2
- Fitting: Cast Aluminium AISi9Mg
- Grip Ring: Stainless Steel AISI 304
- Seal: Rubber NBR 70SH
- Embossed  
\*Part Number  
\*Nominal Diameter  
\*Manufacture Date

**Pipes**



- Extruded Aluminium UNS alloy A96063 T5.
- Maximum design pressure indication.
- Printed  
\*Part Number  
\*Nominal Diameter  
\*Manufacture Date

## TESTING

We have applied the most severe testing conditions to our product to simulate the highest industrial standards.

- High pressure resistance test during one hour.
- Burst pressure test.
- Leakage test based on vibration cycle at different frequencies.
- Leakage test based on pressure pulsation test.

## GENERAL INFORMATION

### AIRnet fitting design



- 1 STRONG-GRIP INTERNAL DESIGN**  
New design increasing grip, strength and safety (with stainless steel clinch ring)
- 2 SPECIFIC NUT DESIGN**  
Notches enable you to tightly secure the AIRnet spanner, without damaging the nut itself.
- 3 SPECIFIC BODY DESIGN**  
Very large inner body diameter eliminates the flow resistance and pressure drop.
- 4 SPECIFIC INLET GUIDE**  
For easier pipe insertion and perfect alignment
- 5 PARTS IDENTITY**  
Part number and diameter are embossed.



### AIRnet 10 Year Guarantee

In line with the high quality performance of the AIRnet product range, we provide our customers with a 10 year guarantee on the AIRnet fittings and aluminium pipes against any damages resulting from material defect.

#### Warranty Coverage Terms


- Use only genuine parts.
- Perform installation according to our instructions and guidelines.
- Never use the components below or in excess of its limit ratings.
- Protect your installation against shocks or vibrations, corrosive environments.
- Damaged parts and/or site conditions must be submitted for inspection, prior to the settlement of any claim.
- AIRnet warranty is restricted to component replacement only.
- Claims should be addressed to any Customer Center or Authorized distribution network according to the standard procedure.
- This 10 year guarantee is limited to providing you with a new AIRnet fitting or pipe and is subject to our determination that the fitting or pipe failed exclusively due to a defect in the material during the production period.



# PIPES

> Aluminium pipe for air (6 m / 20 ft)

2810 00



PART NUMBER	OUTSIDE Ø (mm / inch)	INSIDE Ø (mm / inch)	LENGTH (m / ft)	WEIGHT (kg / lbs)	LOT SIZE
2810 1000 10	20 / ¾"	17.4 / 0.69"	6 / 20	1.2 / 2.6	10
2810 2000 10	25 / 1"	22.2 / 0.87"	6 / 20	1.9 / 4.2	10
2810 4000 05	40 / 1½"	36.4 / 1.43"	6 / 20	3.5 / 7.7	05
2810 5000 04	50 / 2"	46.0 / 1.81"	6 / 20	4.6 / 10.1	04
2810 6000 03	63 / 2½"	59.0 / 2.32"	6 / 20	6.2 / 13.7	03
2810 7000 02	80 / 3"	76.0 / 2.99"	6 / 20	9.5 / 20.9	02
2810 8800 00	100/4"	97/ 3.88"	5.7/ 19	14/ 30	01

In most industrial standards, networks for inert gases, such as nitrogen, can be identified by their green color.

> Aluminium pipe for inert gases (6 m / 20 ft)


2810 61



PART NUMBER	OUTSIDE Ø (mm / inch)	INSIDE Ø (mm / inch)	LENGTH (m / ft)	WEIGHT (kg / lbs)	LOT SIZE
2810 1061 05	20 / ¾"	17.4 / 0.69"	6 / 20	1.2 / 2.6	05
2810 2061 05	25 / 1"	22.2 / 0.87"	6 / 20	1.9 / 4.2	05

> Aluminium pipe for air (3 m / 10 ft)

2810 63



PART NUMBER	OUTSIDE Ø (mm / inch)	INSIDE Ø (mm / inch)	LENGTH (m / ft)	WEIGHT (kg / lbs)	LOT SIZE
2810 1063 10	20 / ¾"	17.4 / 0.69"	3 / 10	0.6 / 1.3	10
2810 2063 10	25 / 1"	22.2 / 0.87"	3 / 10	0.9 / 2.0	10
2810 4063 05	40 / 1½"	36.4 / 1.43"	3 / 10	1.7 / 3.7	05
2810 5063 05	50 / 2"	46.0 / 1.81"	3 / 10	2.3 / 5.1	05
2810 6063 04	63 / 2½"	59.0 / 2.32"	3 / 10	3.1 / 6.8	04
2810 7063 04	80 / 3"	76.0 / 2.99"	3 / 10	4.7 / 10.4	04

> Double S-bend

2810 01



PART NUMBER	DROP LEG Ø (mm / inch)	LENGTH (cm / inch)	LOT SIZE
2810 1001 05	20 / ¾"	50 / 19.7"	05
PART NUMBER	DROP LEG Ø (mm / inch)	LENGTH (cm / inch)	LOT SIZE
2810 2001 05	25 / 1"	50 / 19.7"	05

The double S-bend is a 50 cm (19.7") long, rigid, pre-curved section of aluminium pipe, often used to fix drop legs closer to the wall when the main ring is installed further away from the wall.

## STRAIGHT CONNECTION

> Equal Socket

2810 □□02 □□



PART NUMBER	Ø (mm / inch)	DIMENSIONS (mm / inch)			LOT SIZE
		L	W	H	
2810 1002 00	20 / ¾"	102 / 4"	36 / 1.4"	36 / 1.4"	01
2810 2002 00	25 / 1"	125 / 4.9"	45 / 1.8"	45 / 1.8"	01
2810 4002 00	40 / 1½"	199 / 7.8"	72 / 2.8"	72 / 2.8"	01
2810 5002 00	50 / 2"	227 / 8.9"	89 / 3.5"	89 / 3.5"	01
2810 6002 00	63 / 2½"	186 / 7.3"	89 / 3.5"	92 / 3.6"	01
2810 7002 00	80 / 3"	233 / 9.2"	113 / 4.4"	116 / 4.6"	01
2810 8002 00	100/4"	137/5.48"	180/7.2"	138/5.52"	01



> Reducing Socket

2810 □□21 □□



PART NUMBER	Ø (mm / inch)	REDUCED Ø (mm / inch)	DIMENSIONS (mm / inch)			LOT SIZE
			L	W	H	
2810 2121 00	25 / 1"	20 / ¾"	115 / 4.5"	45 / 1.8"	45 / 1.8"	01
2810 4221 00	40 / 1½"	25 / 1"	165 / 6.5"	72 / 2.8"	72 / 2.8"	01
2810 5421 00	50 / 2"	40 / 1½"	215 / 8.5"	89 / 3.5"	89 / 3.5"	01
2810 6521 00	63 / 2½"	50 / 2"	209 / 8.36"	89 / 3.56"	89 / 3.56"	01
2810 7621 00	80 / 3"	63 / 2 1/2"	229 / 9.16"	113 / 4.52"	113 / 4.52"	01
2810 8721 00*	100/4"	80/3"	304 / 12.16"	100 / 4"	100 / 4"	

\*Always add 2 equal sockets 2810 8002 00 for each 100 / 4" elbow

## ELBOW

> 90° Elbow

2810 □□03 □□



PART NUMBER	Ø (mm / inch)	DIMENSIONS (mm / inch)			LOT SIZE
		L	W	H	
2810 1003 00	20 / ¾"	82 / 3.2"	82 / 3.2"	36 / 1.4"	01
2810 2003 00	25 / 1"	100 / 3.9"	100 / 3.9"	45 / 1.8"	01
2810 4003 00	40 / 1½"	160 / 6.3"	160 / 6.3"	72 / 2.8"	01
2810 5003 00	50 / 2"	188 / 7.4"	188 / 7.4"	89 / 3.5"	01
2810 6003 00	63 / 2½"	168 / 6.6"	96 / 3.8"	168 / 6.6"	01
2810 7003 00	80 / 3"	213.5 / 8.4"	113 / 4.4"	213.5 / 8.4"	01
2810 8003 00*	100/4"	252/10"	100 / 4"	252 / 10"	01

\*Always add 2 equal sockets 2810 8002 00 for each 100 / 4" elbow

> 45° Elbow

2810 □□04 □□



PART NUMBER	Ø (mm / inch)	DIMENSIONS (mm / inch)			LOT SIZE
		L	W	H	
2810 1004 00	20 / ¾"	106 / 4.2"	67 / 2.6"	36 / 1.4"	01
2810 2004 00	25 / 1"	128 / 5.0"	83 / 3.3"	45 / 1.8"	01
2810 4004 00	40 / 1½"	205 / 8.1"	65 / 2.6"	72 / 2.8"	01
2810 5004 00	50 / 2"	238 / 9.4"	154 / 6.1"	89 / 3.5"	01

# FITTINGS

## TEE

> Equal Tee

2810 □□ 05 □□



PART NUMBER	Ø (mm / inch)	DIMENSIONS (mm / inch)			LOT SIZE
		L	W	H	
2810 1005 00	20 / ¾"	127 / 5"	82 / 3.2"	36 / 1.4"	01
2810 2005 00	25 / 1"	155 / 6.1"	100 / 3.9"	45 / 1.8"	01
2810 4005 00	40 / 1½"	249 / 9.8"	160 / 6.3"	72 / 2.8"	01
2810 5005 00	50 / 2"	286 / 11.3"	188 / 7.4"	89 / 3.5"	01
2810 6005 00	63 / 2½"	247 / 9.7"	138 / 5.4"	92 / 3.6"	01
2810 7005 00	80 / 3"	314 / 12.4"	213.5 / 8.4"	113 / 4.4"	01
2810 8005 00**	100/4"	304/ 12.2"	100/ 4"	202/8"	01

> Reducing tee

2810 □□ 07 □□



PART NUMBER	Ø (mm / inch)	REDUCED Ø (mm / inch)	DIMENSIONS (mm / inch)			LOT SIZE
			L	W	H	
2810 2107 00	25 / 1"	20 / ¾"	155 / 6.1"	96 / 3.8"	45 / 1.8"	01
2810 4207 00	40 / 1½"	25 / 1"	249 / 9.8"	144 / 5.7"	72 / 2.8"	01
2810 5407 00	50 / 2"	40 / 1½"	286 / 11.3"	179 / 7"	89 / 3.5"	01
2810 6507 00	63/2 1/2"	50/2"	251/10"	89/ 3.56"	193/ 7.72"	01
2810 7607 00	80/3"	63/ 2 1/2"	233/9.32"	113/ 4.52"	204/ 8.16"	01
2810 8707 00***	100/4"	80/3"	304/ 12.16"	100/ 4"	227/ 9"	01
2810 8607 00***	100/4"	63/ 2 1/2"	304/ 12.16"	100/ 4"	227/ 9"	01
2810 8507 00***	100/4"	50/ 2"	304/ 12.16"	100/ 4"	227/ 9"	01

Also a threaded reducing tee can be used to divert a distribution line or a main ring from the middle of the pipe in order to bypass an obstacle or avoid a difficult geometry. A threaded reducing tee is often used to connect a rubber hose to the system.

> Threaded Reducing Tee (BSP thread)

2810 □□ 08 □□



PART NUMBER	Ø (mm / inch)	REDUCED THREAD OUTLET Ø (mm / inch)	DIMENSIONS (mm / inch)			LOT SIZE
			L	W	H	
2810 1008 00	20 / ¾"	12.5 / ½"	127 / 5"	85 / 3.3"	85 / 3.3"	01
2810 2008 00	25 / 1"	12.5 / ½"	155 / 6.1"	96.9 / 3.8"	97 / 3.8"	01
2810 5208 00	50/2"	25/1"	301/12"	89/3.5"	150/6"	01
2810 6508 00	63 / 2½"	50 / 2"	247 / 9.7"	116 / 4.6"	92 / 3.6"	01
2810 7608 00	80 / 3"	63 / 2½"	314 / 12.4"	153.5 / 6.0"	113 / 4.4"	01
2810 7708 00	80 / 3"	80 / 3"	314 / 12.4"	139.5 / 5.5"	113 / 4.4"	01
2810 8208 00**	100/4"	25 / 1"	304 / 12.1"	100/ 4"	150/6"	01

> Threaded Reducing Tee (NPT thread)

2810 □□ 09 □□

PART NUMBER	Ø (mm / inch)	REDUCED THREAD OUTLET Ø (mm / inch)	DIMENSIONS (mm / inch)			LOT SIZE
			L	W	H	
2810 1009 00	20 / ¾"	12.5 / ½"	127 / 5"	85 / 3.3"	85 / 3.3"	01
2810 2009 00	25 / 1"	12.5 / ½"	155 / 6.1"	96.9 / 3.8"	97 / 3.8"	01
2810 5209 00	50/2"	25/1"	301/12"	89/3.5"	150/6"	01
2810 6509 00	63 / 2½"	50 / 2"	247 / 9.7"	116 / 4.6"	92 / 3.6"	01
2810 7609 00	80 / 3"	63 / 2½"	314 / 12.4"	153.5 / 6.0"	113 / 4.4"	01
2810 7709 00	80 / 3"	80 / 3"	314 / 12.4"	139.5 / 5.5"	113 / 4.4"	01
2810 8209 00***	100/4"	25/1"	304/ 12.1"	100/4"	150/6"	01

\*\* Always add 3 x 2810 8002 00 or one equal tee

\*\*\* Always add 2 x equal sockets 2810 8002 00 for each Tee reducer

## VALVES

> Valve kits



PART NUMBER	Ø (mm / inch)	DIMENSIONS (mm / inch)			LOT SIZE
		L	W	H	
<b>2810 1451 00</b>	20 / 3/4"	188/7.52"	36/1.44"	75/3"	01
<b>2810 2451 00</b>	25 / 1"	233/9.32"	45/ 1.8"	90/3.6"	01
<b>2810 4851 00</b>	40 / 1 1/2"	335/13.4"	72/ 2.9"	123/ 5"	01
<b>2810 5451 00</b>	50 / 2"	379/15.16"	89/ 3.6"	148/ 6"	01
<b>BSP</b>					
<b>2810 1452 00</b>	20 / 3/4"	129/6.2"	36/ 1.44"	75/3"	01
<b>2810 2452 00</b>	25 / 1"	164/6.56"	45/ 1.8"	90/3.6"	01
<b>2810 4852 00</b>	40 / 1 1/2"	221/8.84"	72/ 2.9"	123/ 5"	01
<b>2810 5452 00</b>	50 / 2"	258/10.32"	89/ 3.6"	148/ 6"	01
<b>NPT</b>					
<b>2810 2453 00</b>	25 / 1"	164/6.56"	45/ 1.8"	90/3.6"	01

> Valve

2810   51



PART NUMBER	Ø (mm / inch)	DIMENSIONS (mm / inch)			LOT SIZE
		L	W	H	
<b>2810 1051 00</b>	20 / 3/4"	140 / 5.5"	70 / 2.8"	100 / 4.0"	01
<b>2810 2351 00</b>	25 / 1"	165 / 6.5"	75 / 3.0"	100 / 4.0"	01
<b>2810 4051 00</b>	40 / 1 1/2"	260 / 10.2"	105 / 4.1"	140 / 5.5"	01
<b>2810 5051 00</b>	50 / 2"	285 / 11.2"	125 / 5.0"	150 / 5.9"	01
<b>2810 6051 00</b>	63 / 2 1/2"	220 / 8.7"	185 / 7.3"	310 / 12.2"	01
<b>2810 7051 00</b>	80 / 3"	265 / 10.4"	200 / 7.9"	330 / 13.0"	01
<b>1606 4561 04</b>	100/4"	52/2.1"	380/15.2"	365/14.6"	01

> Threaded valve (BSP thread)

2810   52



PART NUMBER	Ø (mm / inch)	DIMENSIONS (mm / inch)			LOT SIZE
		L	W	H	
<b>2810 1152 00</b>	20 / 3/4"	120 / 4.7"	70 / 2.8"	100 / 3.9"	01
<b>2810 2352 00</b>	25 / 1"	127 / 5.0"	75 / 3.0"	100 / 3.9"	01
<b>2810 4452 00</b>	40 / 1 1/2"	200 / 7.9"	105 / 4.1"	140 / 5.5"	01
<b>2810 5552 00</b>	50 / 2"	209 / 8.2"	125 / 4.9"	150 / 5.9"	01
<b>2810 6652 00</b>	63 / 2 1/2"	170 / 7.0"	185 / 7.3"	310 / 12.2"	01
<b>2810 7752 00</b>	80 / 3"	200 / 8.2"	200 / 8.2"	330 / 13.0"	01

> Threaded valve (NPT thread)

2810   53

PART NUMBER	Ø (mm / inch)	DIMENSIONS (mm / inch)			LOT SIZE
		L	W	H	
<b>2810 1153 00</b>	20 / 3/4"	120 / 4.7"	70 / 2.8"	100 / 3.9"	01
<b>2810 2353 00</b>	25 / 1"	127 / 5.0"	75 / 3.0"	100 / 3.9"	01
<b>2810 4453 00</b>	40 / 1 1/2"	200 / 7.9"	105 / 4.1"	140 / 5.5"	01
<b>2810 5553 00</b>	50 / 2"	209 / 8.2"	125 / 4.9"	150 / 5.9"	01
<b>2810 6653 00</b>	63 / 2 1/2"	170 / 7.0"	185 / 7.3"	310 / 12.2"	01
<b>2810 7753 00</b>	80 / 3"	200 / 8.2"	200 / 8.2"	330 / 13.0"	01

AIRnet is compatible with standard industrial ball valves, use a nipple socket to connect the valve to the AIRnet installation.

To maintain equipment, it is advised to isolate the equipment from the compressed air system.



# FITTINGS

## QUICK DROP

> Quick drop

2810   10



PART NUMBER	DROP LEG Ø (mm / inch)	MAIN Ø (mm / inch)	DIMENSIONS (mm / inch)			LOT SIZE
			L	W	H	
2810 2110 00	20 / ¾"	25 / 1"	106 / 4.2"	59 / 2.3"	52 / 2"	01
2810 4110 00	20 / ¾"	40 / 1½"	125 / 4.9"	70 / 2.8"	52 / 2"	01
2810 5110 00	20 / ¾"	50 / 2"	150 / 5.9"	111 / 4.4"	63 / 2.5"	01
2810 6110 00	20 / ¾"	63 / 2½"	148 / 5.8"	110 / 4.3"	62 / 2.5"	01
2810 7110 00	20 / ¾"	80 / 3"	214 / 8.4"	165 / 6.5"	63 / 2.5"	01

PART NUMBER	DROP LEG Ø (mm / inch)	MAIN Ø (mm / inch)	DIMENSIONS (mm / inch)			LOT SIZE
			L	W	H	
2810 4210 00	25 / 1"	40 / 1½"	125 / 4.9"	70 / 2.8"	52 / 2"	01
2810 5210 00	25 / 1"	50 / 2"	150 / 5.9"	111 / 4.4"	63 / 2.5"	01
2810 6210 00	25 / 1"	63 / 2½"	148 / 5.8"	110 / 4.3"	62 / 2.5"	01
2810 7210 00	25 / 1"	80 / 3"	214 / 8.4"	165 / 6.5"	63 / 2.5"	01

> Threaded quick drop (BSP thread)

2810   11



PART NUMBER	DROP LEG THREAD OUTLET Ø (mm / inch)	MAIN Ø (mm / inch)	DIMENSIONS (mm / inch)			LOT SIZE
			L	W	H	
2810 2011 00	12,5 / ½"	25 / 1"	90 / 3.5"	69 / 2.7"	52 / 2"	01
2810 4011 00	12,5 / ½"	40 / 1½"	102 / 4"	94 / 3.7"	52 / 2"	01
2810 5011 00	12,5 / ½"	50 / 2"	127 / 5"	111 / 4.4"	62 / 2.4"	01
2810 6011 00	12,5 / ½"	63 / 2½"	128 / 5.0"	110 / 4.3"	63.5 / 2.5"	01
2810 7011 00	12,5 / ½"	80 / 3"	195 / 7.7"	165 / 6.5"	63 / 2.5"	01

PART NUMBER	DROP LEG THREAD OUTLET Ø (mm / inch)	MAIN Ø (mm / inch)	DIMENSIONS (mm / inch)			LOT SIZE
			L	W	H	
2810 4111 00	20 / ¾"	40 / 1½"	102 / 4"	94 / 3.7"	52 / 2"	01
2810 5111 00	20 / ¾"	50 / 2"	127 / 5"	111 / 4.4"	62 / 2.4"	01
2810 6111 00	20 / ¾"	63 / 2½"	128 / 5.0"	110 / 4.3"	63.5 / 2.5"	01
2810 7111 00	20 / ¾"	80 / 3"	195 / 7.7"	165 / 6.5"	63 / 2.5"	01

> Threaded quick drop (NPT thread)

2810   12

PART NUMBER	DROP LEG THREAD OUTLET Ø (mm / inch)	MAIN Ø (mm / inch)	DIMENSIONS (mm / inch)			LOT SIZE
			L	W	H	
2810 2012 00	12,5 / ½"	25 / 1"	90 / 3.5"	69 / 2.7"	52 / 2"	01
2810 4012 00	12,5 / ½"	40 / 1½"	102 / 4"	94 / 3.7"	52 / 2"	01
2810 5012 00	12,5 / ½"	50 / 2"	127 / 5"	111 / 4.4"	62 / 2.4"	01
2810 6012 00	12,5 / ½"	63 / 2½"	128 / 5.0"	110 / 4.3"	62 / 2.4"	01
2810 7012 00	12,5 / ½"	80 / 3"	195 / 7.7"	165 / 6.5"	63 / 2.5"	01

PART NUMBER	DROP LEG THREAD OUTLET Ø (mm / inch)	MAIN Ø (mm / inch)	DIMENSIONS (mm / inch)			LOT SIZE
			L	W	H	
2810 4112 00	20 / ¾"	40 / 1½"	102 / 4"	94 / 3.7"	52 / 2"	01
2810 5112 00	20 / ¾"	50 / 2"	127 / 5"	111 / 4.4"	62 / 2.4"	01
2810 6112 00	20 / ¾"	63 / 2½"	128 / 5.0"	110 / 4.3"	62 / 2.4"	01
2810 7112 00	20 / ¾"	80 / 3"	195 / 7.7"	165 / 6.5"	63 / 2.5"	01

# NIPPLE SOCKETS

> Polymer nipple socket male (BSP thread)

2810   15



PART NUMBER	AIRnet Ø (mm / inch)	Male outlet Ø (mm / inch)	DIMENSIONS (mm / inch)			LOT SIZE
			L	W	H	
2810 1015 00	20 / ¾"	12.5 / ½"	69 / 2.7"	36 / 1.4"	36 / 1.4"	01
2810 1115 00	20 / ¾"	20 / ¾"	71 / 2.8"	36 / 1.4"	36 / 1.4"	01
2810 5515 00	50 / 2"	50 / 2"	144 / 5.7"	89 / 3.5"	89 / 3.5"	01

> Polymer nipple socket male (NPT thread)

2810   16

PART NUMBER	AIRnet Ø (mm / inch)	MALE OUTLET Ø (mm / inch)	DIMENSIONS (mm / inch)			LOT SIZE
			L	W	H	
2810 1016 00	20 / ¾"	12.5 / ½"	69 / 2.7"	36 / 1.4"	36 / 1.4"	01
2810 1116 00	20 / ¾"	20 / ¾"	71 / 2.8"	36 / 1.4"	36 / 1.4"	01
2810 5516 00	50 / 2"	50 / 2"	144 / 5.7"	89 / 3.5"	89 / 3.5"	01

> Aluminium nipple socket female (BSP thread)

2810   19



PART NUMBER	AIRnet Ø (mm / inch)	FEMALE OUTLET Ø (mm / inch)	DIMENSIONS (mm / inch)			LOT SIZE
			L	W	H	
2810 1119 00	20 / ¾"	20 / ¾"	71 / 2.8"	36 / 1.4"	36 / 1.4"	01
2810 2219 00	25 / 1"	25 / 1"	85 / 3.3"	45 / 1.8"	45 / 1.8"	01
2810 4419 00	40 / 1½"	40 / 1½"	124 / 4.9"	72 / 2.8"	72 / 2.8"	01
2810 5519 00	50 / 2"	50 / 2"	144 / 5.7"	89 / 3.5"	89 / 3.5"	01
2810 6619 00	63 / 2½"	63 / 2½"	122 / 4.8"	95 / 3.7"	95 / 3.7"	01

> Aluminium nipple socket female (NPT thread)

2810   20

PART NUMBER	AIRnet Ø (mm / inch)	FEMALE OUTLET Ø (mm / inch)	DIMENSIONS (mm / inch)			LOT SIZE
			L	W	H	
2810 1120 00	20 / ¾"	20 / ¾"	71 / 2.8"	36 / 1.4"	36 / 1.4"	01
2810 2220 00	25 / 1"	25 / 1"	85 / 3.3"	45 / 1.8"	45 / 1.8"	01
2810 4420 00	40 / 1½"	40 / 1½"	124 / 4.9"	72 / 2.8"	72 / 2.8"	01
2810 5520 00	50 / 2"	50 / 2"	144 / 5.7"	89 / 3.5"	89 / 3.5"	01
2810 6620 00	63 / 2½"	63 / 2½"	122 / 4.8"	95 / 3.7"	95 / 3.7"	01

# FITTINGS

> Aluminium nipple socket male (BSP thread)

2810   17



PART NUMBER	AIRnet Ø (mm / inch)	MALE OUTLET Ø (mm / inch)	DIMENSIONS (mm / inch)			LOT SIZE
			L	W	H	
2810 1017 00	20 / ¾"	12.5 / ½"	69 / 2.7"	36 / 1.4"	36 / 1.4"	01
2810 1117 00	20 / ¾"	20 / ¾"	71 / 2.8"	36 / 1.4"	36 / 1.4"	01
2810 2117 00	25 / 1"	20 / ¾"	82 / 3.2"	45 / 1.8"	45 / 1.8"	01
2810 2217 00	25 / 1"	25 / 1"	85 / 3.3"	45 / 1.8"	45 / 1.8"	01
2810 4317 00	40 / 1½"	32 / 1¼"	124 / 4.9"	72 / 2.8"	72 / 2.8"	01
2810 4417 00	40 / 1½"	40 / 1½"	124 / 4.9"	72 / 2.8"	72 / 2.8"	01
2810 5417 00	50 / 2"	40 / 1½"	140 / 5.5"	89 / 3.5"	89 / 3.5"	01
2810 5517 00	50 / 2"	50 / 2"	144 / 5.7"	89 / 3.5"	89 / 3.5"	01
2810 6517 00	63 / 2½"	50 / 2"	137 / 5.4"	92 / 3.6"	92 / 3.6"	01
2810 6617 00	63 / 2½"	63 / 2½"	141 / 5.6"	92 / 3.6"	92 / 3.6"	01
2810 7617 00	80 / 3"	63 / 2½"	148 / 5.8"	113 / 4.4"	113 / 4.4"	01
2810 7717 00	80 / 3"	80 / 3"	151 / 5.9"	113 / 4.4"	113 / 4.4"	01

> Aluminium nipple socket male (NPT thread)

2810   18

PART NUMBER	AIRnet Ø (mm / inch)	MALE OUTLET Ø (mm / inch)	DIMENSIONS (mm / inch)			LOT SIZE
			L	W	H	
2810 1018 00	20 / ¾"	12.5 / ½"	69 / 2.7"	36 / 1.4"	36 / 1.4"	01
2810 1118 00	20 / ¾"	20 / ¾"	71 / 2.8"	36 / 1.4"	36 / 1.4"	01
2810 2118 00	25 / 1"	20 / ¾"	82 / 3.2"	45 / 1.8"	45 / 1.8"	01
2810 2218 00	25 / 1"	25 / 1"	85 / 3.3"	45 / 1.8"	45 / 1.8"	01
2810 4318 00	40 / 1½"	32 / 1¼"	124 / 4.9"	72 / 2.8"	72 / 2.8"	01
2810 4418 00	40 / 1½"	40 / 1½"	124 / 4.9"	72 / 2.8"	72 / 2.8"	01
2810 5418 00	50 / 2"	40 / 1½"	140 / 5.5"	89 / 3.5"	89 / 3.5"	01
2810 5518 00	50 / 2"	50 / 2"	144 / 5.7"	89 / 3.5"	89 / 3.5"	01
2810 6518 00	63 / 2½"	50 / 2"	137 / 5.4"	92 / 3.6"	92 / 3.6"	01
2810 6618 00	63 / 2½"	63 / 2½"	141 / 5.6"	92 / 3.6"	92 / 3.6"	01
2810 7618 00	80 / 3"	63 / 2½"	148 / 5.8"	113 / 4.4"	113 / 4.4"	01
2810 7718 00	80 / 3"	80 / 3"	151 / 5.9"	113 / 4.4"	113 / 4.4"	01

## WALL MOUNTED NIPPLE

> Wall mounted bracket (BSP thread)

2810   23



PART NUMBER	AIRnet Ø (mm / inch)	FEMALE OUTLET Ø (mm / inch)	DIMENSIONS (mm / inch)			LOT SIZE
			L	W	H	
2810 1023 00	20 / ¾"	½"	100 / 3.9"	68 / 2.7"	110 / 4.3"	01
2810 2023 00	25 / 1"	½"	100 / 3.9"	68 / 2.7"	114 / 4.5"	01

> Wall mounted bracket (NPT thread)

2810   24

PART NUMBER	AIRnet Ø (mm / inch)	FEMALE OUTLET Ø (mm / inch)	DIMENSIONS (mm / inch)			LOT SIZE
			L	W	H	
2810 1024 00	20 / ¾"	½"	100 / 3.9"	68 / 2.7"	110 / 4.3"	01
2810 2024 00	25 / 1"	½"	100 / 3.9"	68 / 2.7"	114 / 4.5"	01

> Threaded wall mounted nipple (BSP thread)

2810 □□ 25 □□



PART NUMBER	AIRnet Ø (mm / inch)	FEMALE OUTLET Ø (mm / inch)	DIMENSIONS (mm / inch)			LOT SIZE
			L	W	H	
2810 0025 00	12.5 / ½"	½"	100 / 3.9"	68 / 2.7"	111 / 4.4"	01
2810 1025 00	20 / ¾"	½"	100 / 3.9"	68 / 2.7"	115 / 4.5"	01

> Threaded wall mounted nipple (NPT thread)

2810 □□ 26 □□

PART NUMBER	AIRnet Ø (mm / inch)	FEMALE OUTLET Ø (mm / inch)	DIMENSIONS (mm / inch)			LOT SIZE
			L	W	H	
2810 0026 00	12.5 / ½"	½"	100 / 3.9"	68 / 2.7"	111 / 4.4"	01
2810 1026 00	20 / ¾"	½"	100 / 3.9"	68 / 2.7"	115 / 4.5"	01

## FLANGES

> Flanges



PART NUMBER	Description	Ø (mm)	H (mm)	LOT SIZE
2810 6054 00	Flange diam 63	185	95	01
2810 0054 04	Flange diam 63 EN/BS	185	47	01
2810 0054 07	Flange diam 63 ANSI	177.8	47	01
2810 7054 00	Flange diam 80	200	120	01
2810 8054 00	Flange diam 100	240/ 9.6"	131/ 5.24"	01
2810 8154 00	UK / US Flange 100	240/ 9.6"	131/ 5.24"	01
2810 0054 05	Flange diam 80 EN	200	59	01
2810 0054 08	Flange diam 80 ANSI	190.5	59	01
2810 0054 09	Flange diam 80 BS	200	59	01
2810 8254 00	EU Flange 100	240/ 9.6"	131/ 5.24"	01

> Flange Accessories

PART NUMBER	Description	Ø (mm)	H (mm)	LOT SIZE
0650 0100 16	Flat Gasket diam 63	-	-	01
0650 1001 27	Flat Gasket diam 80	-	-	01
0650 0100 06	Flat Gasket diam 100	-	-	01
2810 8064 00	Flange Support diam 100	-	-	01
2810 0154 08	Bolts and Nuts for Flange Diameter 100 metric	-	-	08
2810 0254 08	Bolts and Nuts for Flange Diameter 100 imperial	-	-	08

# ACCESSORIES

## FLEXIBLE HOSES

> AIRnet hose BSP

2810   55



PART NUMBER	LENGTH (m / ft)	Ø (mm / inch)	CONNECTION TYPE	LOT SIZE
2810 1055 00	0.7 / 2.3'	20 / ¾"	Straight	01
2810 1155 00	1.5 / 4.9'	20 / ¾"	Straight	01
2810 2055 00	0.7 / 2.3'	25 / 1"	Straight	01
2810 2155 00	1.5 / 4.9'	25 / 1"	Straight	01
2810 4055 00	1 / 3.3'	40 / 1½"	90° elbow	01
2810 4155 00	1.5 / 4.9'	40 / 1½"	Straight	01
2810 5055 00	1 / 3.3'	50 / 2"	90° elbow	01
2810 5155 00	1.5 / 4.9'	50 / 2"	Straight	01
2810 6055 00	1 / 3.3'	63 / 2½"	90° elbow	01
2810 6155 00	1.5 / 4.9'	63 / 2½"	Straight	01
2810 7055 00	1 / 3.3'	80 / 3"	90° elbow	01
2810 7155 00	1.5 / 4.9'	80 / 3"	Straight	01

> AIRnet hose NPT

2810   57

PART NUMBER	LENGTH (m / ft)	Ø (mm / inch)	CONNECTION TYPE	LOT SIZE
2810 1057 00	0.75 / 2.5'	20 / ¾"	straight	01
2810 1157 00	1.5 / 4.9'	20 / ¾"	straight	01
2810 2057 00	0.75 / 2.5'	25 / 1"	straight	01
2810 2157 00	1.5 / 4.9'	25 / 1"	straight	01
2810 4057 00	1 / 3.3'	40 / 1½"	elbow 90°	01
2810 4157 00	1.5 / 4.9'	40 / 1½"	straight	01
5810 5057 00	1 / 3.3'	50 / 2"	elbow 90°	01
2810 5157 00	1.5 / 4.9'	50 / 2"	straight	01

> Protection strap against whiplash

2810   55

*The strap prevents the flexible hose from lashing should it become disconnected.*

*Conform to ISO 4414 safety standards.*

PART NUMBER	TYPE	LOT SIZE
2810 0055 00	For Ø12.5-32 mm (½"-1¼") hoses	01
2810 0055 01	For Ø40-80 mm (1½"-3") hoses	01

## END CAP

> End cap

2810 □□ 06 □□



PART NUMBER	Ø (mm / inch)	DIMENSIONS (mm / inch)			LOT SIZE
		L	W	H	
2810 1006 00	20 / ¾"	59 / 2.3"	36 / 1.4"	36 / 1.4"	01
2810 2006 00	25 / 1"	72 / 2.8"	45 / 1.8"	45 / 1.8"	01
2810 4006 00	40 / 1½"	109 / 4.3"	72 / 2.8"	72 / 2.8"	01
2810 5006 00	50 / 2"	129 / 5.1"	89 / 3.5"	89 / 3.5"	01
2810 6006 00	63 / 2½"	149 / 5.9"	92 / 3.6"	92 / 3.6"	01
2810 7006 00	80 / 3"	155 / 6.1"	113 / 4.4"	113 / 4.4"	01
2810 9806 00	100 / 4"	269 / 10.76"	150 / 10"	150 / 10"	01

## CLIP, BRACKETS AND SUPPORT

> Profile channel arms



PART NUMBER	TYPE	DIMENSIONS (mm / inch)			LOT SIZE
		L	W	H	
2810 0030 00	Profile channel (2 m / 6.6 ft)	2000 / 78.7"	30 / 1.2"	27 / 1.1"	05
2810 0031 00	Profile wall bracket	50 / 2.0"	76 / 3.0"	114 / 4.5"	05
2810 0032 00	Cantilever arm	300 / 11.8"	-	27 / 1.1"	05
2810 0132 00		500 / 19.7"	-	27 / 1.1"	01
2810 0033 00	T-bolt	30 / 1.2"	-	-	10
2810 0133 00		40 / 1.6"	-	-	10
2810 0233 00		60 / 2.4"	-	-	10
2810 0333 00		80 / 3.1"	-	-	10
2810 0034 00	Protection cap	-	30 / 1.2"	18.5 / 0.7"	10

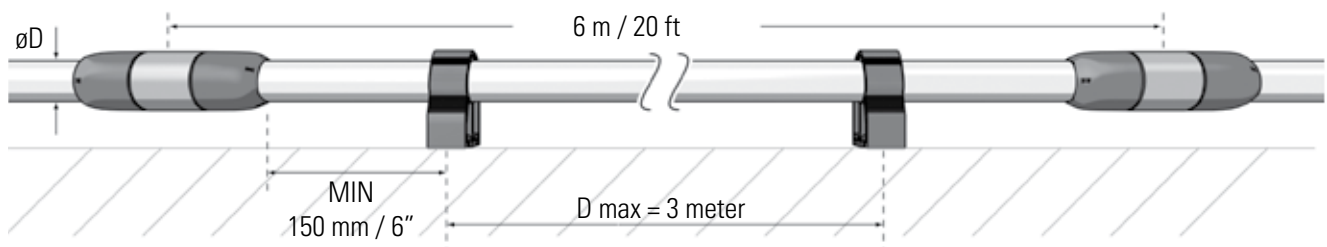
Please respect the maximum weight allowed for a specific arm length.

> Pipe clip

2810 □□ 22 □□



PART NUMBER	Ø (mm / inch)	C	DIMENSIONS (mm / inch)			LOT SIZE
			L	W	H	
2810 1022 00	20 / ¾"	M8	56 / 2.2"	30 / 1.2"	31 / 1.2"	20
2810 2022 00	25 / 1"	M8	60 / 2.4"	30 / 1.2"	38 / 1.5"	20
2810 4022 00	40 / 1½"	M8	101 / 4"	40 / 1.6"	60 / 2.4"	20
2810 5022 00	50 / 2"	M8	108 / 4.3"	40 / 1.6"	75 / 2.8"	20
2810 6022 00	63 / 2½"	M8	118 / 4.6"	40 / 1.6"	94 / 3.7"	20
2810 7022 00	80 / 3"	M8	162 / 6.4"	50 / 2"	118 / 4.6"	20
2810 8022 10	100 / 4"	M10 / 12	163 / 6.52"	30 / 1.2"	163 / 6.52"	10
2810 8022 00	100 / 4"	M10 / 12	163 / 6.52"	30 / 1.2"	163 / 6.52"	01



# INSTALLATION

## > Clip spacer

2810   27



PART NUMBER	Ø (mm / inch)	LOT SIZE
2810 0027 00	20 / ¾"	10
	25 / 1"	
2810 0127 00	40 / 1½"	10
	50 / 2"	
	63 / 2½"	
2810 0227 10	80 / 3"	10
2810 0327 00	100 / 4"	10

A minimum of two pipe clips is required to secure a pipe length.  
The clip spacer compensates for the gap which is created when connecting pipes of a different diameter, and makes sure the network remains perfectly aligned.

## OTHER HANGING SOLUTIONS

### > Hanging to a beam I or H profile



PART NUMBER	TYPE	DIMENSIONS (mm / inch)			LOT SIZE
		L	W	H (beam thickness)	
2810 0035 00	Push-in beam clamp (1)	36 / 1.42"	18 / 0.71"	2 - 3 / 0.08" - 0.12"	10
2810 0135 00		36 / 1.42"	18 / 0.71"	3 - 8 / 0.12" - 0.31"	10
2810 0235 00		36 / 1.42"	18 / 0.71"	8 - 14 / 0.31" - 0.55"	10
2810 0335 00	Screw beam clamp (2)	36 / 1.42"	18 / 0.71"	14 - 20 / 0.55" - 0.79"	10
2810 0036 00		36 / 1.42"	18 / 0.71"	18 / 0.71"	10
2810 0038 00	Hang clamp (3)	64 / 2.52"	19 / 0.75"	1 - 4 / 0.04" - 0.16"	10
2810 0138 00		64 / 2.52"	19 / 0.75"	4 - 7 / 0.16" - 0.28"	10

### > Other hanging solutions



PART NUMBER	TYPE	DIMENSIONS (mm / inch)			LOT SIZE
		L	W	H	
2810 0037 00	U-bolt beam clamp (1)	70 / 2.8"	43 / 1.7"	–	10
2810 0039 00	Roof clamp (2)	25 / 1"	–	–	10
2810 0050 00	Canalis hanger (3)	200 / 7.9"	59 / 2.3"	30 / 1.2"	05

## SPARE PARTS

> Inner Parts

2810   60



PART NUMBER	Ø (mm / inch)	LOT SIZE
2810 1060 00	20 / ¾"	05
2810 2060 00	25 / 1"	05
2810 4060 00	40 / 1½"	05
2810 5160 00	50 / 2"	05
2810 6060 00	63 / 2½"	05
2810 7060 00	80 / 3"	05
2810 8060 10	100 / 4" bolts & pins	10

> O-ring

2810   65   / 2810   66

PART NUMBER	Ø (mm / inch)	LOT SIZE
2810 1065 00	20 / ¾"	10
2810 2065 00	25 / 1"	10
2810 4065 00	40 / 1½"	10
2810 5065 00	50 / 2"	10
2810 6065 00	63 / 2½"	10
2810 7065 00	80 / 3"	10
2810 1066 00	Quick drop 20 / ¾"	10
2810 2066 00	Quick drop 25 / 1"	10
2810 8065 05	seal 100/4"	05

> Nuts and bolts

PART NUMBER	TYPE	LOT SIZE
2810 0166 10	100mm Bolt Set	10
2810 8060 10	100mm Eq Sockets 20 Lock Pin and 10 Bolts	10

## PRESSURE GAUGE

Use a threaded quick drop to install pressure gauges at any point in your network.

> Pressure gauge



PART NUMBER	MALE INLET Ø (mm / inch)	LOT SIZE
1503 2729 01*	6 / ¼"	01

\* Use a bushing 0605 8300 89 to connect from a Ø12.5 mm (½") threaded quick drop outlet.



# INSTALLATION

## ADAPTOR UNION

Installing an adaptor union allows easy disconnection of a pipe from the network without the need to bend the pipe.

> Adaptor union female (BSP thread)

2810   13



PART NUMBER	AIRnet Ø (mm / inch)	FEMALE OUTLET Ø (mm / inch)	DIMENSIONS (mm / inch)			LOT SIZE
			L	W	H	
<b>2810 2213 00</b>	25 / 1"	25 / 1"	106 / 4.2"	45 / 1.8"	45 / 1.8"	01
<b>2810 4413 00</b>	40 / 1½"	40 / 1½"	163 / 6.4"	72 / 2.8"	72 / 2.8"	01
<b>2810 5513 00</b>	50 / 2"	50 / 2"	188 / 7.4"	89 / 3.5"	89 / 3.5"	01
<b>2810 6613 00</b>	63 / 2½"	63 / 2½"	199 / 7.8"	110 / 4.3"	110 / 4.3"	01
<b>2810 7713 00</b>	80 / 3"	80 / 3"	251 / 9.9"	130 / 5.1"	130 / 5.1"	01

> Adaptor union female (NPT thread)

2810   14

PART NUMBER	AIRnet Ø (mm / inch)	FEMALE OUTLET Ø (mm / inch)	DIMENSIONS (mm / inch)			LOT SIZE
			L	W	H	
<b>2810 2214 00</b>	25 / 1"	25 / 1"	106 / 4.2"	45 / 1.8"	45 / 1.8"	01
<b>2810 4414 00</b>	40 / 1½"	40 / 1½"	163 / 6.4"	72 / 2.8"	72 / 2.8"	01
<b>2810 5514 00</b>	50 / 2"	50 / 2"	188 / 7.4"	89 / 3.5"	89 / 3.5"	01
<b>2810 6614 00</b>	63 / 2½"	63 / 2½"	199 / 7.8"	110 / 4.3"	110 / 4.3"	01
<b>2810 7714 00</b>	80 / 3"	80 / 3"	251 / 9.9"	130 / 5.1"	130 / 5.1"	01

# TOOLBOX

Order your complete ToolBOX to assemble Ø20 - 50 mm (¾" - 2") pipes and quick drops.

> ToolBOX

2810 0345 00



PART NUMBER	TYPE	DESCRIPTION
2810 2128 00	AIRnet spanner	Ø30 mm (¾" - 1")
2810 4028 00	AIRnet spanner	Ø40 mm (1½")
2810 5028 00	AIRnet spanner	Ø50 mm (2")
2810 0049 00	L key	Quick drop assembly
2810 0029 00	AIRnet pipe marker	For all diameters
2810 0040 00	Aluminium pipe cutter	The pipe cutter for large diameters (2810 0140 00) is supplied individually
2810 0141 00	Aluminium pipe deburrer	Only heavy duty model to cover all diameters up to Ø50 mm (2")
2810 0042 00	Hole deburrer	
2810 0043 00	Drill bit	For Ø19 mm (¾") / for quick drops reduced to Ø25 mm (1")
2810 0143 00	Drill bit	For Ø12.5 mm (½") / for quick drops reduced to Ø20 mm (¾")
2810 0044 00	Drill bit holder	-
2810 0340 00	Spare Cutter Blade	for pipe cutter
2810 0148 00	Slide Fluid	water base lubricator

> Additional Tools

PART NUMBER	TYPE	DESCRIPTION
2810 6028 00	AIRnet Spanner	63mm (2½")
2810 7028 00	AIRnet Spanner	80mm (3")
2810 8028 00	Belt Spanner	40-80mm (1½" - 3")
2810 0440 00	Cutter Blade	100mm Spare Cutter
2810 0641 00	Aluminium Pipe Deburrer	100mm Deburrer
2810 0441 00	Aluminium Pipe Deburrer	100mm Deburrer Drill
0462 1011 05	Torque Wrench Head	100mm Eq Socket use
0462 7094 21	Torque Wrench	100mm Eq Socket use



## *fast*

Thanks to a smart design and low weight materials, AIRnet can be installed 70% faster than conventional systems.

## *easy*

AIRnet pipes and fittings are assembled in just a few steps by a single installer, without the need for heavy machinery.

## *reliable*

The durable, corrosion-free AIRnet pipes and fittings come with a 10-year warranty. Low friction and seamless connections minimize pressure drop.



97/23/EC  
ASME B31.1  
EN755  
Qualicoat  
Test in accordance with EN 10204  
TUV Certification DR97/23/EG art. 3.3

### *Your Dealer*